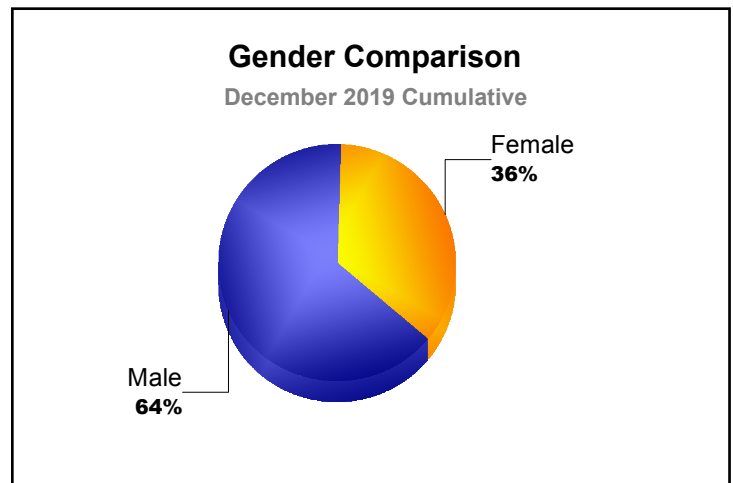
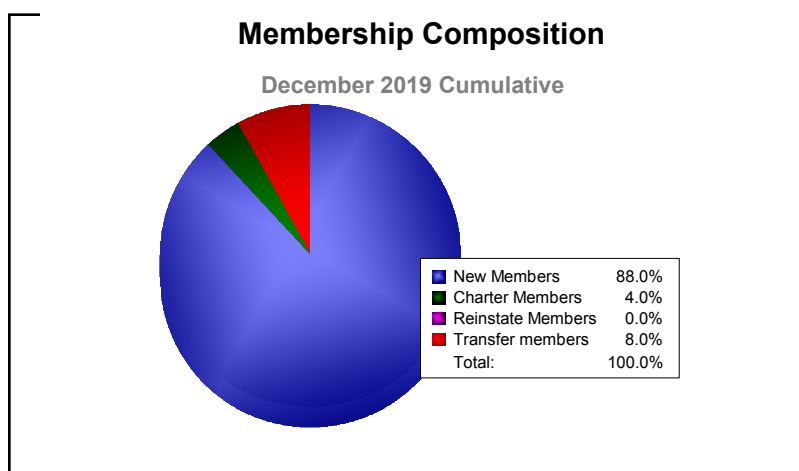
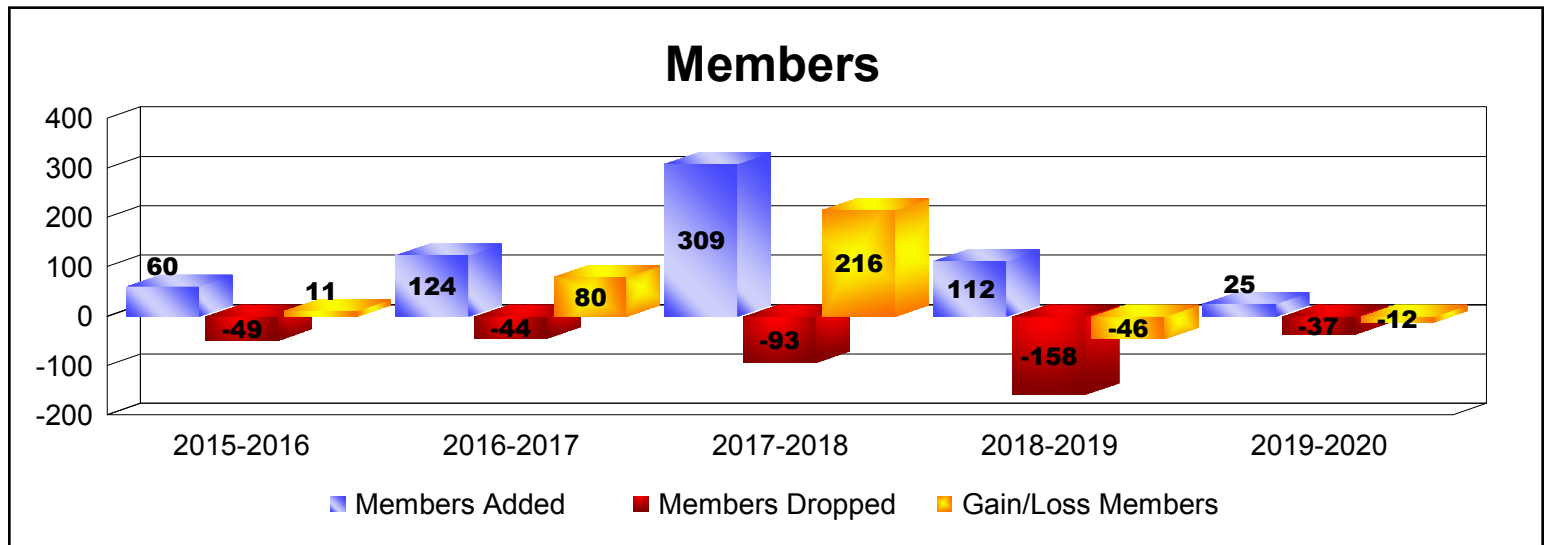
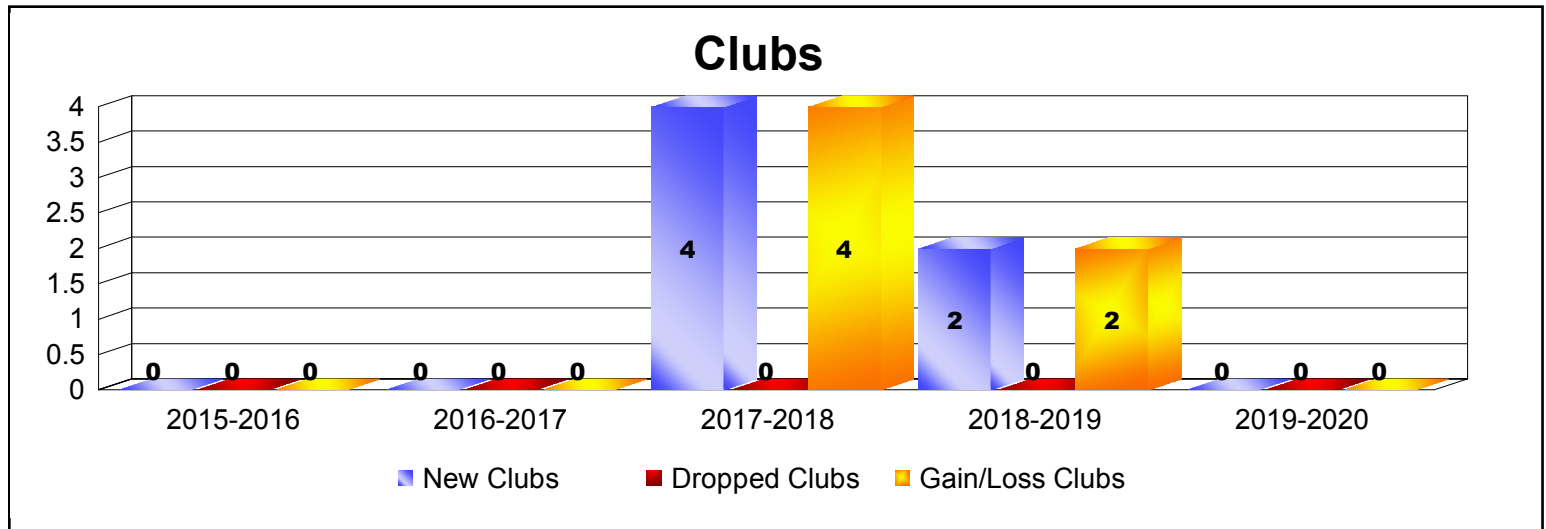
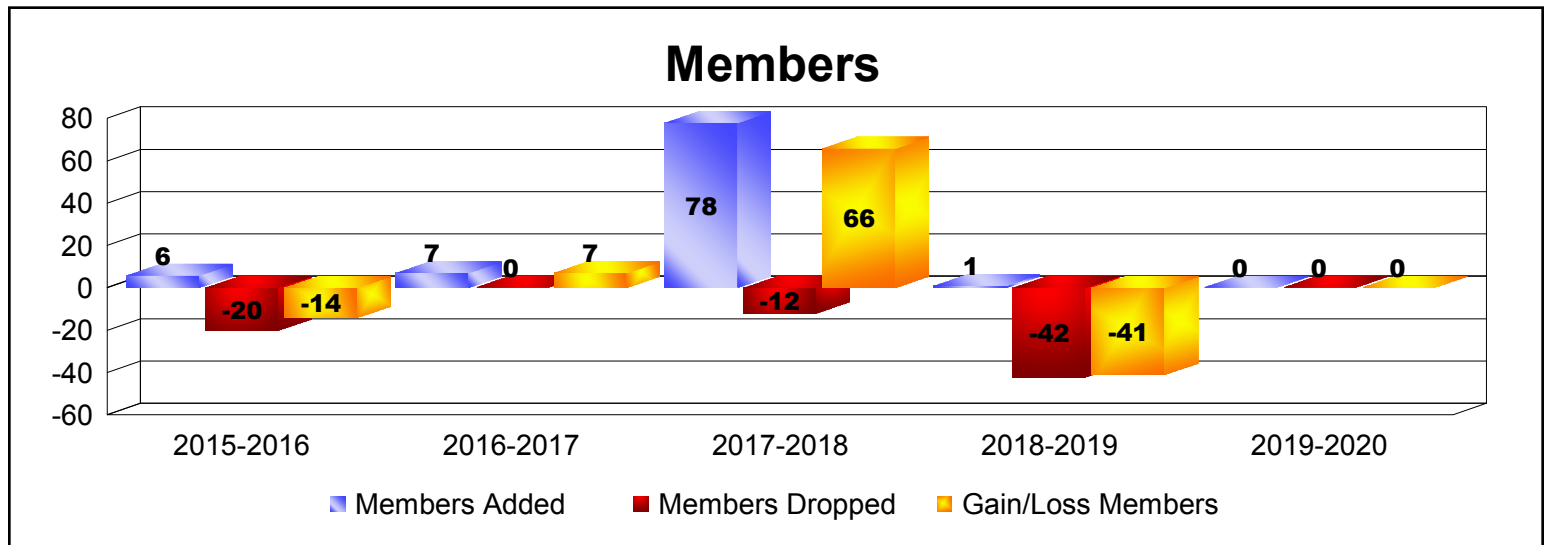
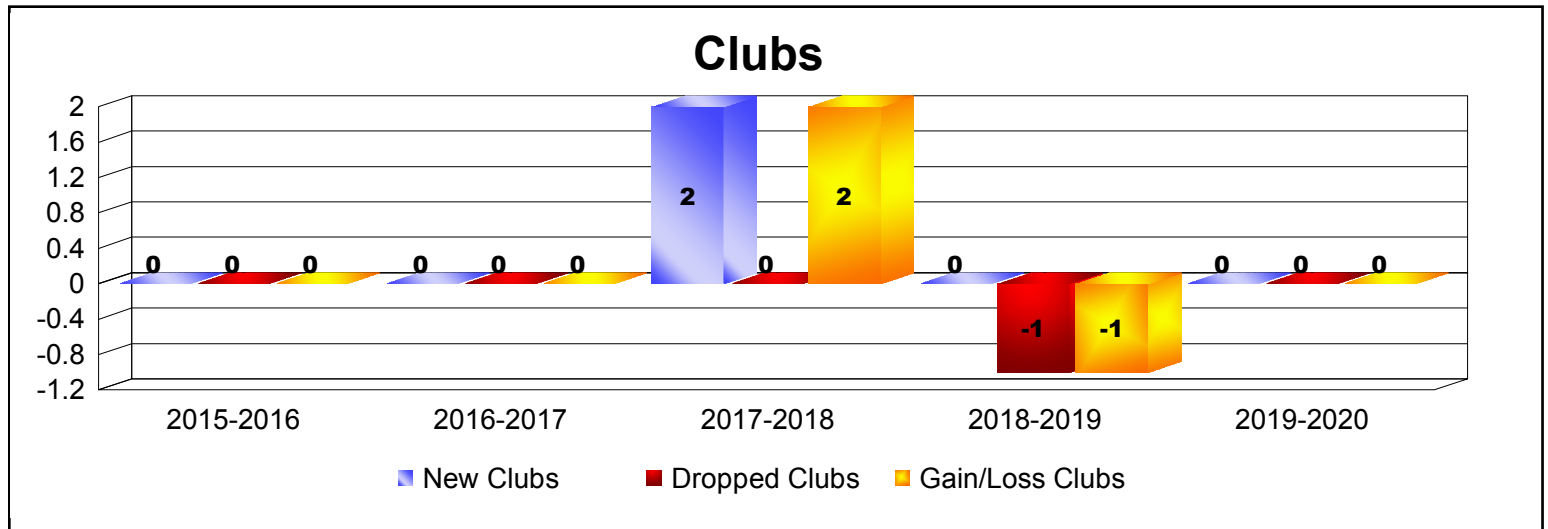


Year	New Clubs	Dropped Clubs	Gain/ Loss Clubs	New Members	Charter Members	Reinstate Members	Transfer Members	Total Member Added	Total Members Dropped	Gain/ Loss Members
2015-2016	0	0	0	59	0	1	0	60	-49	11
2016-2017	0	0	0	116	0	8	0	124	-44	80
2017-2018	4	0	4	148	156	3	2	309	-93	216
2018-2019	2	0	2	53	55	2	2	112	-158	-46
2019-2020	0	0	0	22	1	0	2	25	-37	-12
<b>Average</b>	<b>1</b>	<b>0</b>	<b>1</b>	<b>80</b>	<b>42</b>	<b>3</b>	<b>1</b>	<b>126</b>	<b>-76</b>	<b>50</b>



Year	New Clubs	Dropped Clubs	Gain/ Loss Clubs	New Members	Charter Members	Reinstate Members	Transfer Members	Total Member Added	Total Members Dropped	Gain/ Loss Members
2015-2016	0	0	0	6	0	0	0	6	-20	-14
2016-2017	0	0	0	7	0	0	0	7	0	7
2017-2018	2	0	2	30	48	0	0	78	-12	66
2018-2019	0	-1	-1	0	0	1	0	1	-42	-41
2019-2020	0	0	0	0	0	0	0	0	0	0
<b>Average</b>	<b>0</b>	<b>0</b>	<b>0</b>	<b>9</b>	<b>10</b>	<b>0</b>	<b>0</b>	<b>18</b>	<b>-15</b>	<b>4</b>



### Membership Composition

December 2019 Cumulative

New Members	0.0%
Charter Members	0.0%
Reinstate Members	0.0%
Transfer members	0.0%
<b>Total:</b>	<b>100.0%</b>

### Gender Comparison

December 2019 Cumulative

